

DATA INPUT PAGE FOR CITIZEN'S GUIDE TO LOCAL UNIT FINANCES

Local Unit Name:
Local Unit Code:

Village of Elberta
10-3-030

Per capita information

2015 2016 2017 2018 2019 2018 2019

Statement of Revenues & Expenditures - All Governmental funds

Revenues

Taxes	104,394	106,412	-	-
Licenses & Permits	851	140	-	-
Federal Government	773,912	164,709	-	-
State Government	121,588	143,991	-	-
Local Contributions	10,804	10,647	-	-
Charges for Services	3,328,015	342,446	-	-
Fines & Forfeitures	-	-	-	-
Interest & Rents	119,599	113,304	-	-
Other Revenues	20,734	8,922	-	-
Total Revenues	4,479,897	890,571	-	-

Expenditures

General Government	54,034	65,967	-	-
Police & Fire	2,631	2,704	-	-
Other Public Safety	-	-	-	-
Roads	28,134	58,528	-	-
Other Public Works	290,950	282,239	-	-
Health & Welfare	-	-	-	-
Community/Econ. Development	4,527	257	-	-
Recreation & Culture	110,746	110,874	-	-
Capital Outlay	32,676	15,753	-	-
Debt Service	8,916	12,832	-	-
Other Expenditures	590,153	112,795	-	-
Total Expenditures	1,122,767	661,949	-	-
Surplus (Shortfall)	-	228,622	-	-
	-	3,357,130	-	-

DATA INPUT PAGE FOR CITIZEN'S GUIDE TO LOCAL UNIT FINANCES

Local Unit Name:
Local Unit Code:

Village of Elberta
10-3-030

Per capita information

	<u>2015</u>	<u>2016</u>	<u>2017</u>	<u>2018</u>	<u>2019</u>	<u>2018</u>	<u>2019</u>
--	-------------	-------------	-------------	-------------	-------------	-------------	-------------

Nonspendable				133,655	158,354	-	-
Restricted				320,479	305,452	-	-
Committed				-	-	-	-
Assigned				5,796	-	-	-
Unassigned				190,652	(371,978)	-	-
Total Fund Balance	-	-	-	650,582	91,828	-	-

Liabilities not counted on a modified-accrual basis

Pensions

Date of actuarial valuation:

Assets	-	-	-	-	-	-	-
Actuarial Liability	-	-	-	-	-	-	-
Unfunded (Overfunded)	0%	0%	0%	0%	0%	-	-
Percent funded	0%	0%	0%	0%	0%	-	-

OPEB

Date of actuarial valuation:

Assets	-	-	-	-	-	-	-
Actuarial Liability	-	-	-	-	-	-	-
Unfunded	0%	0%	0%	0%	0%	-	-
Percent funded	0%	0%	0%	0%	0%	-	-
Sum of All Pension & OPEB Plans	-	-	-	-	-	-	-
Assets	-	-	-	-	-	-	-
Actuarial Liability	-	-	-	-	-	-	-
Unfunded	0%	0%	0%	0%	0%	-	-
Percent funded	0%	0%	0%	0%	0%	-	-

DATA INPUT PAGE FOR CITIZEN'S GUIDE TO LOCAL UNIT FINANCES

Local Unit Name:
Local Unit Code:

Village of Elberta
10-3-030

2015 2016 2017 2018 2019 2018 2019

Per capita information

Debt

Bonds & Contracts Payable				443,000	838,093	-	-
Capital Leases							
Other Contractual Debt							
Structured Debt							
Employee Compensated Absences							
Landfill Closure & Postclosure Care							
Uninsured Losses							
Other Claims & Contingencies							
Total Long Term Debt (Excluding Pension & OPEB)				443,000	838,093	-	-

Population Information

				377	374
--	--	--	--	-----	-----

Contact Information

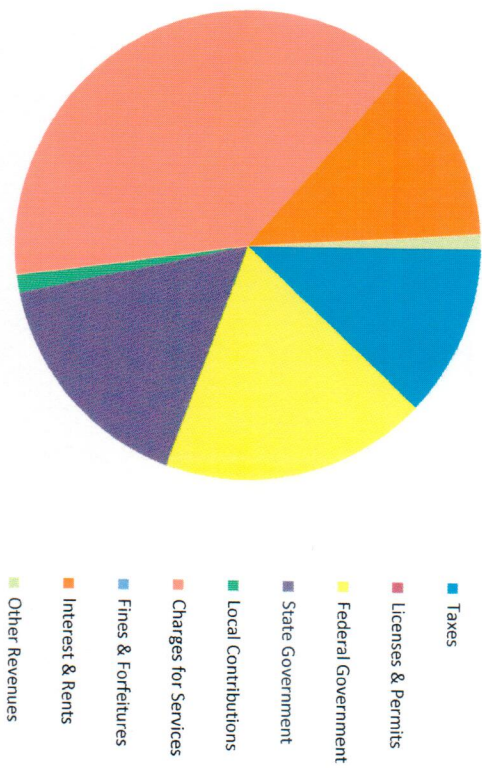
Contact Name:
Contact Phone Number:

Village of Elberta
231-352-7201

CITIZEN'S GUIDE TO LOCAL UNIT FINANCES - Village of Elberta (10-3-030)

REVENUES

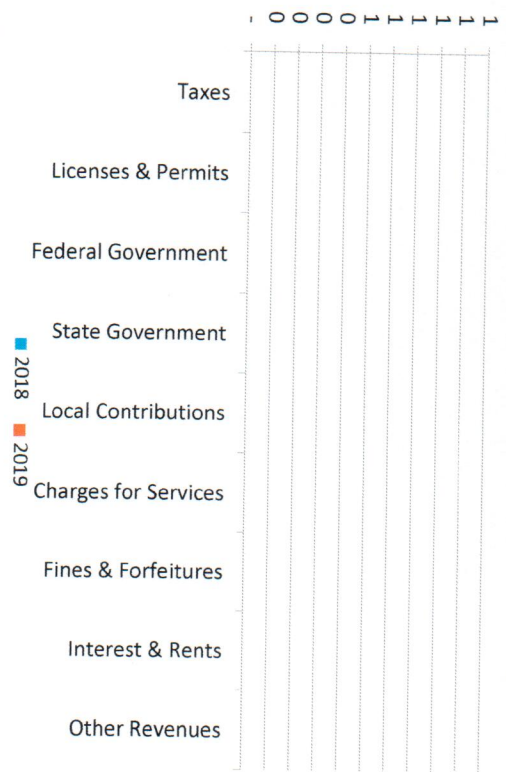
1. Where our money comes from (all governmental funds)



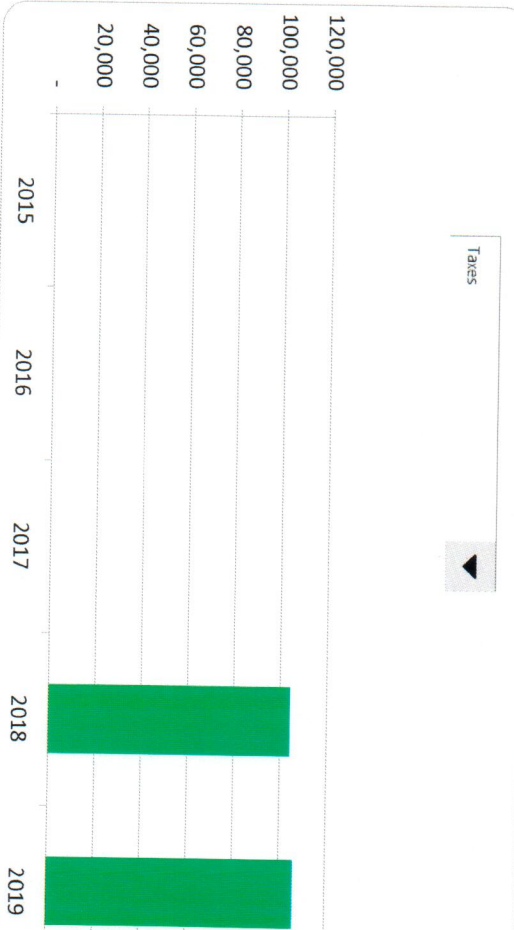
2. Compared to the prior year

	2018	2019	% change
Taxes	\$ 104,394	\$ 106,412	1.93%
Licenses & Permits	851	140	-83.55%
Federal Government	773,912	164,709	-78.72%
State Government	121,588	143,991	18.43%
Local Contributions	10,804	10,647	-1.45%
Charges for Services	3,328,015	342,446	-89.71%
Fines & Forfeitures	-	-	N/A
Interest & Rents	119,599	113,304	-5.26%
Other Revenues	20,734	8,922	-56.97%
Total Revenues	\$ 4,479,897	\$ 890,571	-80.12%

3. Revenue sources per capita - compared to the prior year



4. Historical trends of individual sources

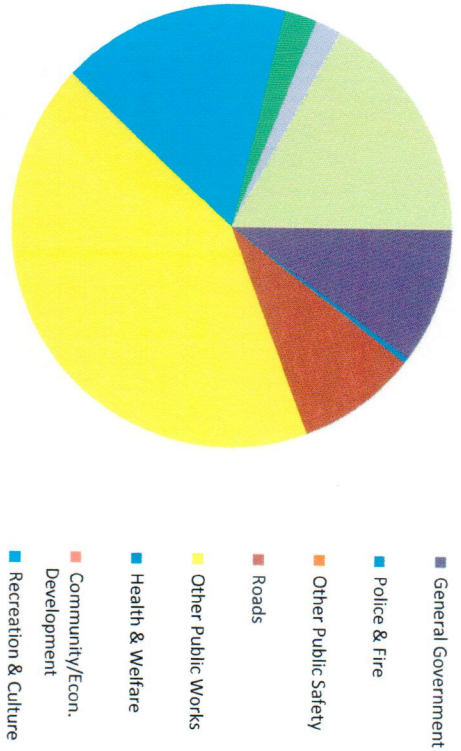


Commentary:

For more information on our unit's finances, contact Village of Elberta at 231-352-7201.

CITIZEN'S GUIDE TO LOCAL UNIT FINANCES - Village of Elberta (10-3-030)

1. Where we spend our money (all governmental funds)



2. Compared to the prior year

	2018	2019	% change
General Government	\$ 54,034	\$ 65,967	22.08%
Police & Fire	2,631	2,704	2.77%
Other Public Safety	-	-	N/A
Roads	28,134	58,528	108.03%
Other Public Works	290,950	282,239	-2.99%
Health & Welfare	-	-	N/A
Community/Econ. Development	4,527	257	-94.32%
Recreation & Culture	110,746	110,874	0.12%
Capital Outlay	32,676	15,753	-51.79%
Debt Service	8,916	12,832	43.92%
Other Expenditures	590,153	112,795	-80.89%
Total Expenditures	\$ 1,122,767	\$ 661,949	-41.04%

EXPENDITURES

3. Spending per capita - compared to the prior year



4. Historical trends of individual departments:

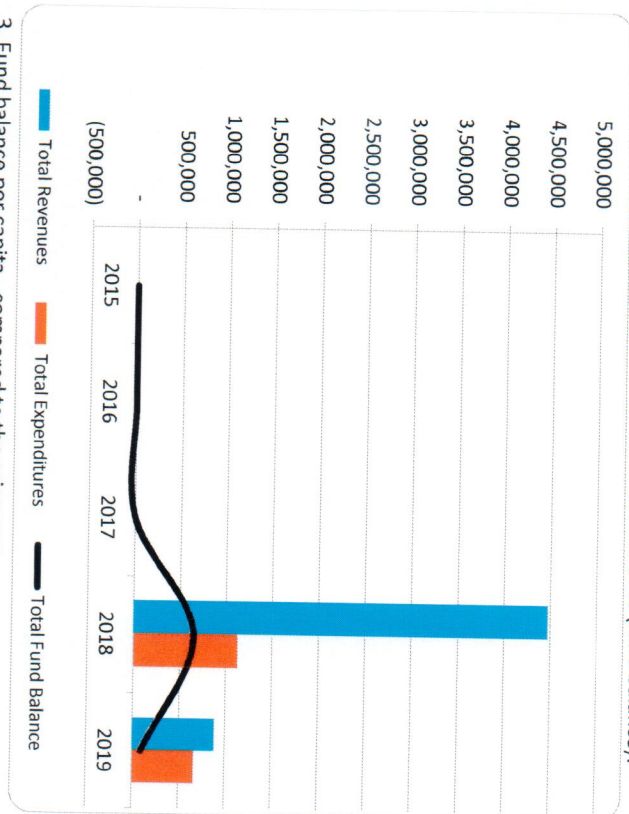


Commentary:


For more information on our unit's finances, contact Village of Elberta at 231-352-7201.

CITIZEN'S GUIDE TO LOCAL UNIT FINANCES - Village of Elberta (10-3-030)

1. How have we managed our governmental fund resources (fund balance)?



3. Fund balance per capita - compared to the prior year



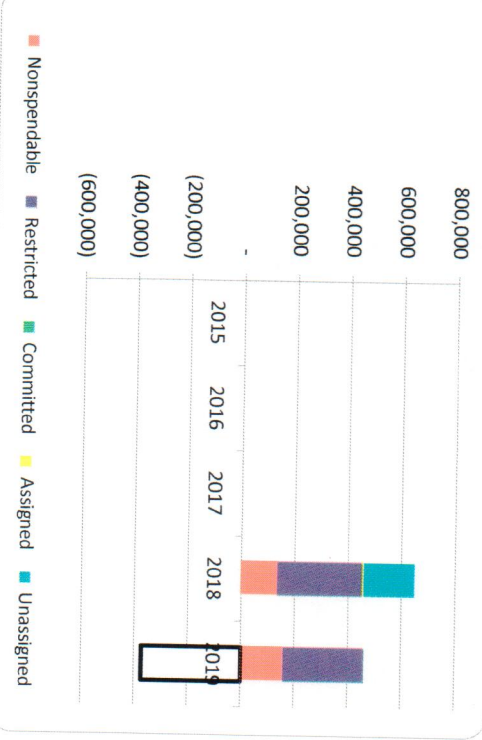
Commentary:

2. Compared to the prior year

	2018	2019	% change
Revenue	4,479,897	890,571	-80.12%
Expenditures	1,122,767	661,949	-41.04%
Surplus (shortfall)	3,357,130	228,622	-93.19%
Fund balance, by component:			
Nonspendable	133,655	158,354	18.48%
Restricted	320,479	305,452	-4.69%
Committed	-	-	N/A
Assigned	5,796	-	-100.00%
Unassigned	190,652	(371,978)	-295.11%
total fund balance	650,582	91,828	-85.89%

FINANCIAL POSITION

4. Historical trends of individual components

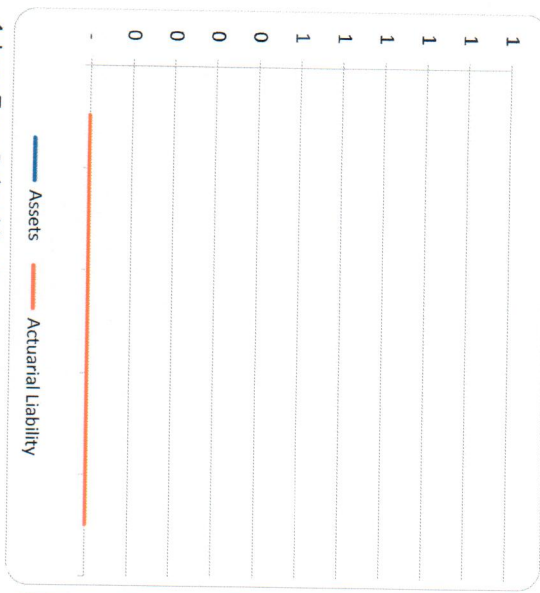


For more information on our unit's finances, contact Village of Elberta at 231-352-7201.

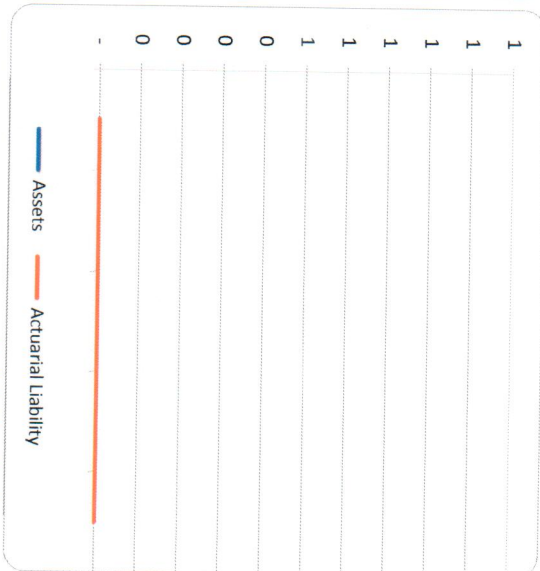
CITIZEN'S GUIDE TO LOCAL UNIT FINANCES - Village of Elberta (10-3-030)

OTHER LONG TERM OBLIGATIONS

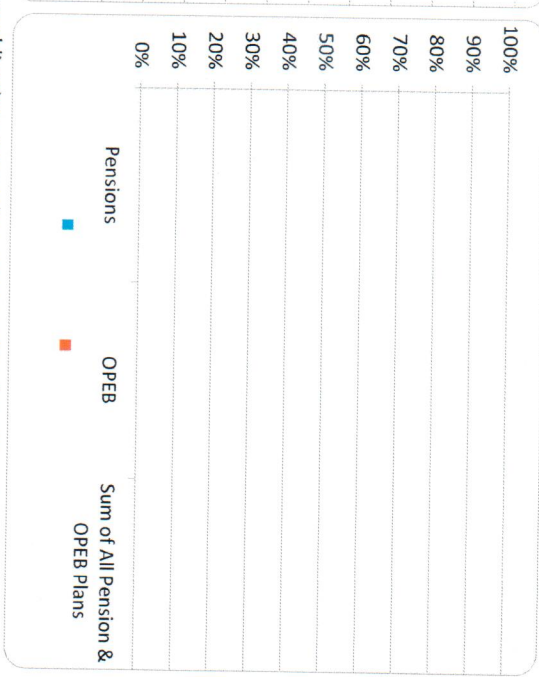
1. Pension funding status



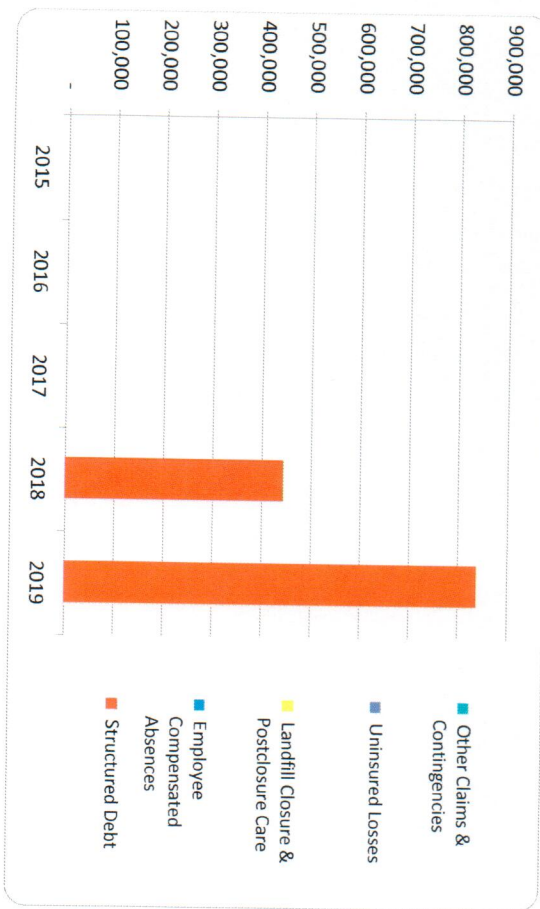
2. Retiree Health care funding status



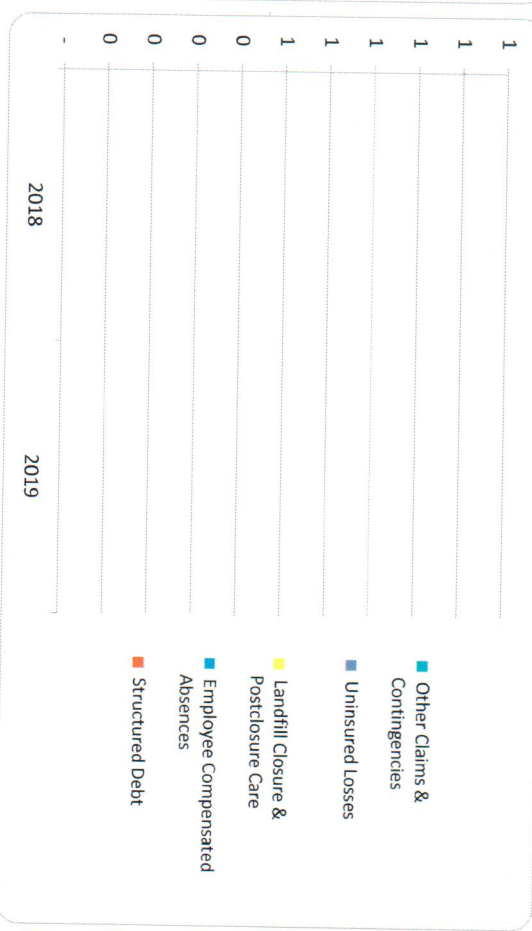
3. Percent funded - compared to the prior year



4. Long Term Debt obligations:



5. Debt & other long term obligations per capita - compared to the prior year



Commentary:

For more information on our unit's finances, contact Village of Elberta at 231-352-7201.